

Scaled data based on original data using
LM-79-08 Approved Method: Electrical and Photometric Measurements of Solid-
State Lighting Products

Test Report Prepared for
Cooper Lighting Solutions
(formerly Eaton)

Brand: McGRAW-EDISON

Report Number: P200053

Luminaire Tested: **GWC-AF-01-LED-E1-T4W-7030-800**

Issue Date: 3/3/2020

Test Information

Test Method: LM-79-08
Report Number: P200053
TEST IS SCALED FROM IESNA LM-79-08 TEST DATA (P24147)
Test Lab: INNOVATION CENTER P2
Issue Date: 3/3/2020
Manufacturer: COOPER LIGHTING SOLUTIONS (FORMERLY EATON)
Product Line: MCGRAW-EDISON
Catalog Number: GWC-AF-01-LED-E1-T4W-7030-800
Description: GALLEON WALL LUMINAIRE
(1) 70 CRI, 3000K, 800mA LIGHTSQUARE WITH 16 LEDS EACH AND TYPE IV WIDE OPTICS
Light Source: -
Ballast/Driver: ELECTRONIC DRIVER

Summary

Lumens per Lamp: N/A
Luminaire Lumens: 4933.1 lumens
Efficiency: N/A
Efficacy: 112.1 lumens/watt
Luminous Opening: Rectangular (W 0.5' x L: 0.5' x H: 0')
IES Classification: Type IV - Short - Semi-Cutoff
BUG Rating: B1 - U0 - G2

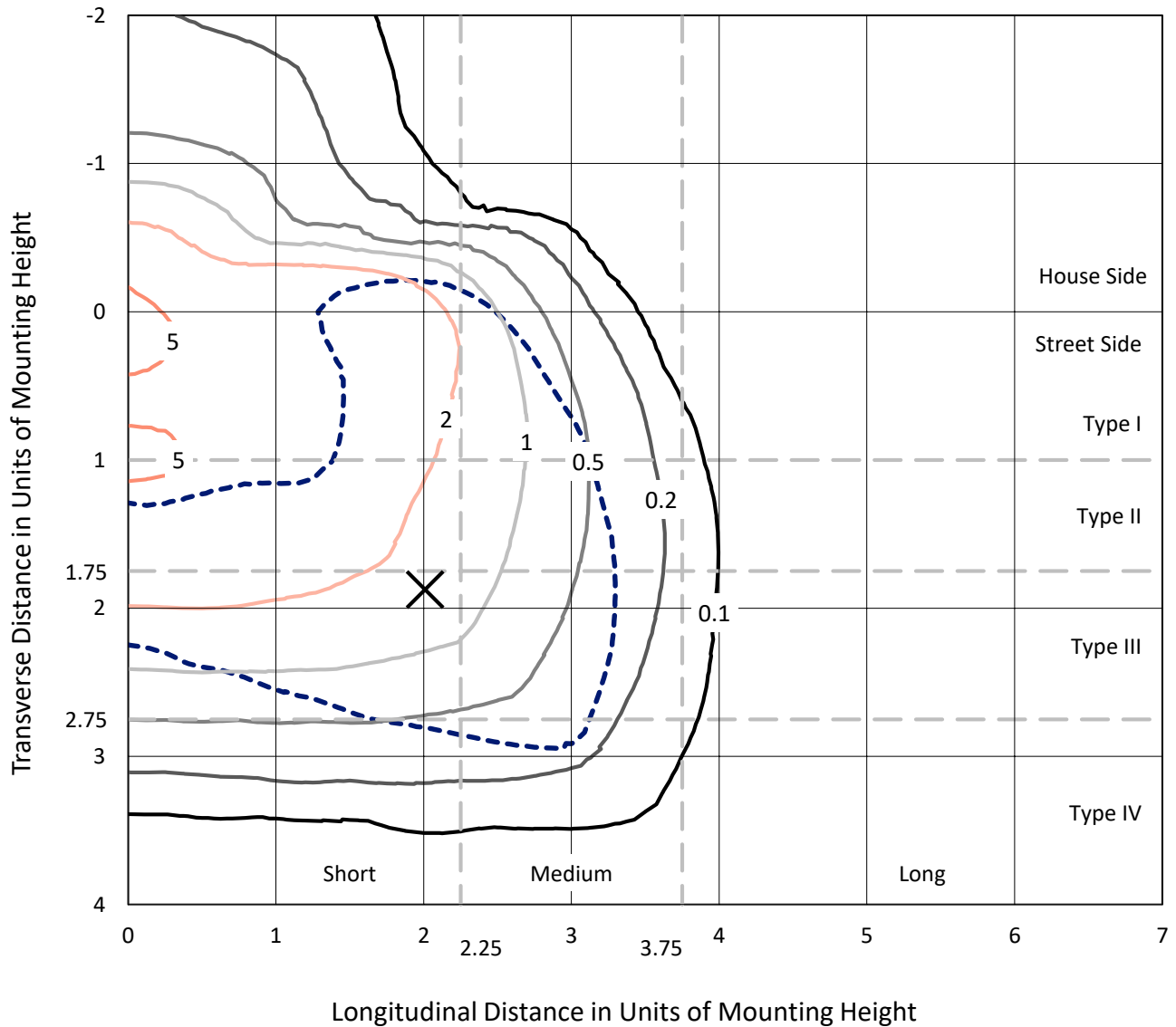
Input Watts (W): 44
Input Voltage (V): NR
Input Current (Ain): NR
Voltage Rise (V): NR
Power Factor: NR
Total Harmonic Distortion (THDi): NR
Frequency (hertz): 60
Stabilization Time: NR
Operation Time: NR
Ambient Temperature (°C): NR
Test Distance: 25 FT



REPORT NUMBER: P200053
 CATALOG NUMBER: GWC-AF-01-LED-E1-T4W-7030-800

Iso-Footcandle Lines of Horizontal Illumination

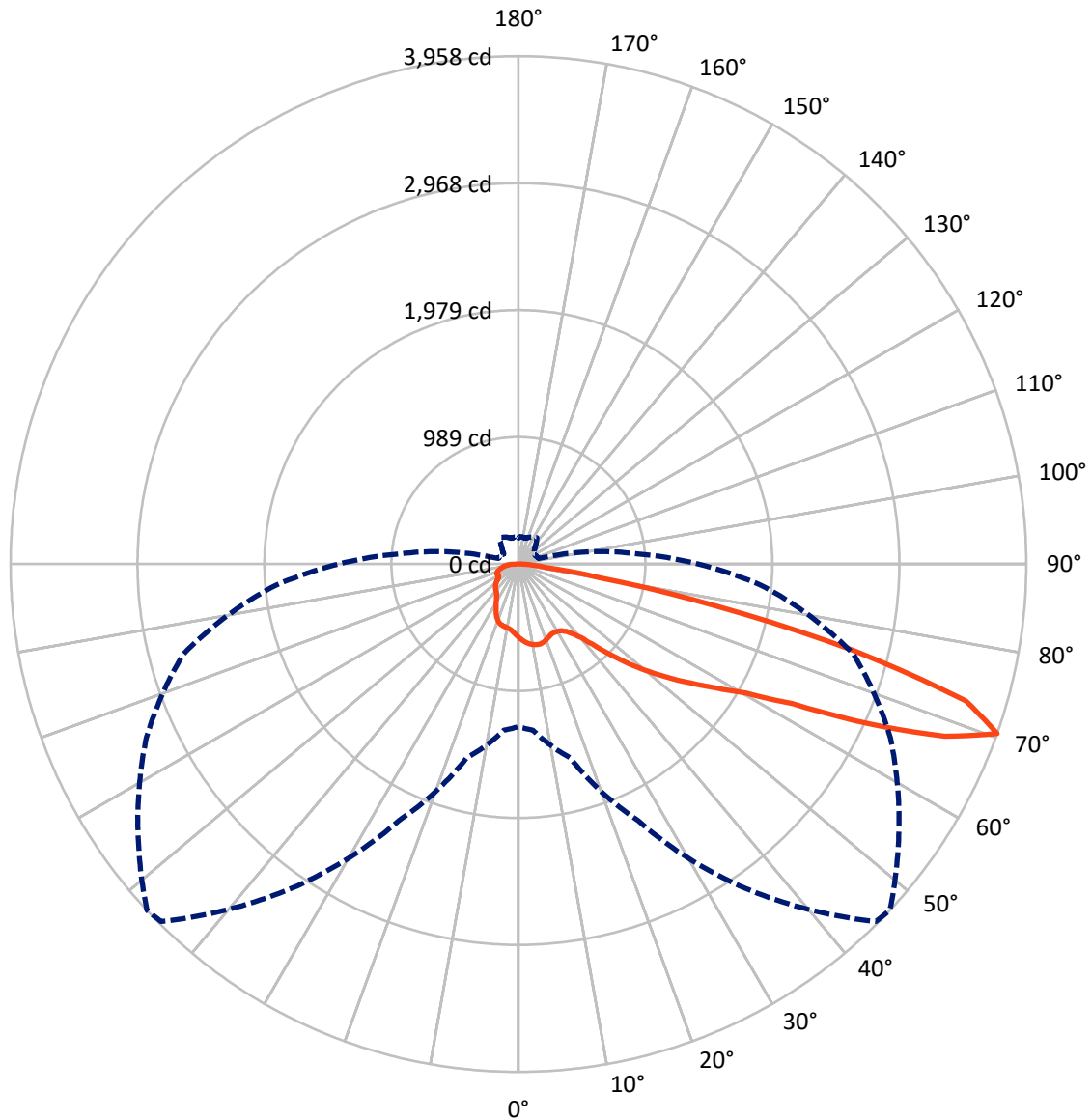
✕ Max cd
 - - - 1/2 Max cd



Based on 10 foot mounting height. Maximum calculated value = 6.6 fc
 Type IV - Short - Semi-Cutoff

REPORT NUMBER: P200053
CATALOG NUMBER: GWC-AF-01-LED-E1-T4W-7030-800

Luminous Intensity Polar Plot



— Vertical Plane Through 47-Deg Lateral - - - Horizontal Cone Through 70-Deg Vertical

REPORT NUMBER: P200053

CATALOG NUMBER: GWC-AF-01-LED-E1-T4W-7030-800

FLUX DISTRIBUTION:

		Downward	Upward	Total
House Side	Lumens	1029.1	0.0	1029.1
	% Fixture	20.9	0.0	20.9
Street Side	Lumens	3903.9	0.0	3903.9
	% Fixture	79.1	0.0	79.1
Total	Lumens	4933.1	0.0	4933.1
	% Fixture	100.0	0.0	100.0

Coefficient of Utilization

ZONAL LUMENS:

Zone	Lumens	% Fixture
0°-10°	54.8	1.1
10°-20°	160.9	3.3
20°-30°	237.6	4.8
30°-40°	345.4	7.0
40°-50°	621.5	12.6
50°-60°	1076.7	21.8
60°-70°	1536.8	31.2
70°-80°	788.9	16.0
80°-90°	110.4	2.2
90°-100°	0.0	0.0
100°-110°	0.0	0.0
110°-120°	0.0	0.0
120°-130°	0.0	0.0
130°-140°	0.0	0.0
140°-150°	0.0	0.0
150°-160°	0.0	0.0
160°-170°	0.0	0.0
170°-180°	0.0	0.0
0°-90°	4933.1	100.0
0°-180°	4933.1	100.0



REPORT NUMBER: P200053

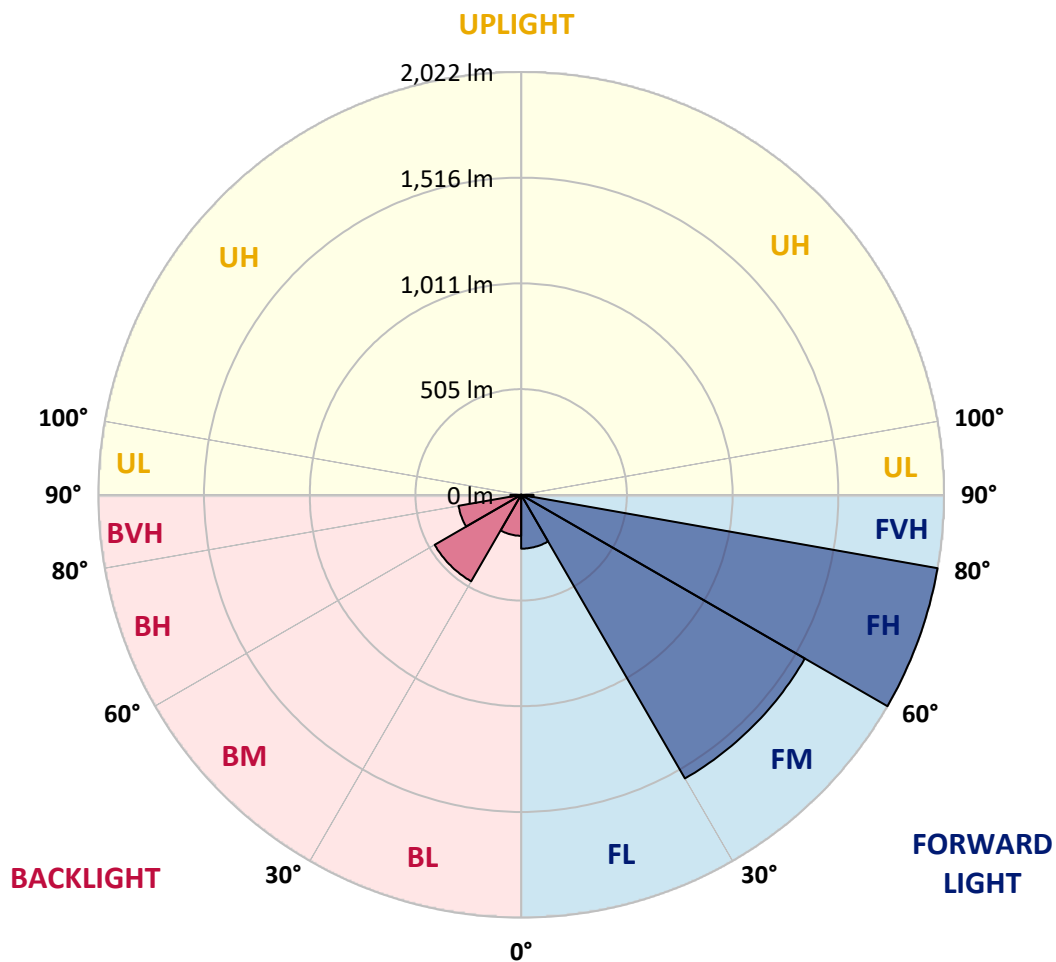
CATALOG NUMBER: GWC-AF-01-LED-E1-T4W-7030-800

LUMINAIRE CLASSIFICATION SYSTEM LUMEN TABLE AND BUG RATING:

Zone		Lumens	% Fixture	Zone Rating/Lumen Limit		
				B	U	G
FL	(0°-30°)	257.4	5.2			
FM	(30°-60°)	1565.9	31.7			
FH	(60°-80°)	2021.7	41.0			G2/5000
FVH	(80°-90°)	58.9	1.2			G1/100
BL	(0°-30°)	196.0	4.0	B1/500		
BM	(30°-60°)	477.7	9.7	B1/1000		
BH	(60°-80°)	304.0	6.2	B1/500		G1/500
BVH	(80°-90°)	51.5	1.0			G1/100
UL	(90°-100°)	0.0	0.0		U0/0	
UH	(100°-180°)	0.0	0.0		U0/0	

BUG Rating: B1-U0-G2

Type IV Short





REPORT NUMBER: P200053

CATALOG NUMBER: GWC-AF-01-LED-E1-T4W-7030-800

CANDELA DISTRIBUTION (FULL):

	0°	5°	15°	25°	35°	45°	47°	55°	65°	75°	85°
0°	572.4	572.4	572.4	572.4	572.4	572.4	572.4	572.4	572.4	572.4	572.4
2.5°	606.0	604.8	604.3	603.3	602.1	596.1	594.9	590.6	584.6	578.4	571.9
5°	645.8	645.6	643.0	638.2	630.4	617.4	614.1	603.5	589.5	575.8	562.0
7.5°	680.9	678.7	673.7	664.1	650.6	632.6	628.4	613.7	594.3	575.5	557.0
10°	706.6	705.4	694.4	681.1	663.5	643.6	638.6	622.3	600.9	577.2	554.2
12.5°	721.2	718.8	706.1	690.2	669.3	649.9	644.8	628.4	604.3	577.2	550.1
15°	720.2	718.6	705.9	688.6	667.5	650.4	645.8	629.3	603.5	574.8	544.7
17.5°	701.0	701.8	690.9	673.9	656.6	643.6	639.6	624.2	598.7	570.0	538.5
20°	667.5	670.8	663.5	648.5	638.8	630.0	627.3	614.4	591.3	563.0	531.9
22.5°	633.8	637.0	634.0	621.3	619.9	614.6	613.2	603.8	584.9	558.8	527.7
25°	609.1	612.0	611.6	600.5	604.8	604.5	603.3	598.7	583.5	558.8	528.5
27.5°	602.3	603.3	602.3	592.3	598.3	603.1	602.1	601.5	587.7	565.6	537.5
30°	625.4	624.0	616.6	596.1	601.7	608.3	607.5	607.9	600.7	583.9	558.0
32.5°	717.4	710.8	687.4	630.0	615.3	619.0	619.4	627.3	628.6	612.0	589.7
35°	854.9	847.7	817.1	720.7	657.8	645.4	645.4	657.3	664.6	652.3	638.8
37.5°	1000.5	992.6	976.3	846.4	747.2	691.2	690.0	698.3	708.6	711.6	715.0
40°	1166.2	1157.7	1162.3	987.6	871.7	770.6	753.6	747.6	775.4	793.9	820.7
42.5°	1347.3	1343.5	1345.2	1144.8	1013.5	889.4	865.3	834.2	867.8	900.8	957.1
45°	1515.1	1518.4	1516.7	1313.0	1171.4	1034.3	1008.7	948.7	981.5	1038.0	1129.8
47.5°	1662.0	1648.0	1669.6	1496.9	1348.3	1196.6	1164.9	1084.5	1117.9	1187.5	1343.1
50°	1840.3	1838.4	1806.7	1742.1	1562.1	1359.6	1318.1	1224.9	1276.8	1373.5	1611.6
52.5°	2027.8	1992.9	1963.8	1932.9	1788.9	1526.6	1475.8	1364.8	1463.5	1585.2	1939.0
55°	2066.1	2050.5	2086.6	2138.6	2007.5	1700.1	1640.8	1540.3	1673.8	1827.1	2316.4
57.5°	2148.1	2147.9	2222.4	2315.2	2232.7	1884.1	1824.4	1752.2	1910.1	2104.3	2717.2
60°	2203.6	2219.3	2357.5	2537.6	2453.8	2096.8	2041.8	1996.7	2178.9	2414.1	3090.6
62.5°	2232.7	2253.8	2442.4	2627.9	2766.2	2450.8	2395.8	2330.8	2534.6	2754.0	3309.0
65°	2112.0	2153.5	2429.3	2706.0	3039.8	3024.7	2999.9	2885.6	2979.3	3022.5	3230.1
67.5°	1777.8	1820.4	2141.5	2633.2	3235.1	3578.1	3583.3	3388.2	3252.8	3045.5	2715.7
70°	1266.7	1300.0	1565.6	2207.7	3086.3	3939.8	3957.8	3619.9	3198.4	2700.9	1897.4
72.5°	601.5	621.8	873.3	1436.9	2449.1	3609.8	3644.6	3324.2	2719.6	1999.7	1035.1
75°	221.0	227.3	295.2	611.3	1420.5	2662.0	2703.1	2383.0	1802.9	995.5	394.3
77.5°	132.5	136.6	165.6	258.0	558.8	1521.6	1582.3	1296.0	787.9	370.5	193.9
80°	92.7	95.5	118.8	160.6	264.0	579.8	633.8	529.0	313.9	234.5	141.2
82.5°	62.6	64.0	83.5	108.5	175.5	207.1	223.4	235.2	211.6	174.5	89.5
85°	41.1	42.5	56.6	71.6	111.6	107.1	109.5	138.4	154.6	118.5	49.7
87.5°	23.5	24.5	34.1	38.1	54.7	45.4	45.9	72.9	98.9	79.9	30.3
90°	0.0	0.0	0.0	0.0	0.0	0.0	0.0	0.0	0.0	0.0	0.0



REPORT NUMBER: P200053

CATALOG NUMBER: GWC-AF-01-LED-E1-T4W-7030-800

CANDELA DISTRIBUTION (continued):

	90°	95°	105°	115°	125°	135°	145°	155°	165°	175°	180°
0°	572.4	572.4	572.4	572.4	572.4	572.4	572.4	572.4	572.4	572.4	572.4
2.5°	570.3	567.0	560.2	555.8	551.8	550.7	549.1	548.9	548.6	548.6	547.9
5°	557.6	552.2	541.4	535.5	530.4	529.9	529.7	530.9	531.3	531.9	531.1
7.5°	549.3	542.2	528.7	520.1	514.1	512.7	515.0	520.5	524.1	525.5	524.9
10°	544.3	535.5	519.8	510.5	505.5	504.7	507.8	514.3	521.7	524.7	524.3
12.5°	538.5	528.5	511.9	502.0	499.2	500.6	504.7	510.7	518.4	523.0	523.3
15°	532.7	521.0	504.0	495.4	494.2	496.0	499.9	504.4	510.5	515.0	515.4
17.5°	525.9	513.6	496.6	487.7	486.7	487.7	488.0	490.3	494.2	498.4	499.7
20°	518.4	505.9	488.2	479.3	474.9	471.1	466.7	467.3	468.5	472.8	473.7
22.5°	513.1	500.6	481.8	469.4	457.9	446.5	437.8	436.6	437.0	440.7	441.9
25°	513.6	500.4	479.9	458.9	433.6	415.1	403.7	401.7	401.5	404.2	405.8
27.5°	523.0	509.8	486.2	448.1	407.3	379.9	367.6	366.2	364.3	365.0	367.0
30°	543.8	531.5	501.4	437.0	378.7	345.4	332.5	331.2	328.6	327.3	328.8
32.5°	577.9	567.8	523.5	426.4	350.1	315.9	302.8	299.8	298.1	296.6	297.8
35°	634.6	630.2	553.0	414.9	324.9	293.1	281.3	276.4	274.0	276.8	278.6
37.5°	723.3	725.7	591.6	396.9	305.5	277.9	268.1	262.6	259.0	261.1	263.4
40°	849.1	850.8	634.4	371.5	288.7	269.0	258.5	253.5	248.3	244.5	244.3
42.5°	1014.3	997.2	676.4	343.9	269.4	263.6	251.8	245.5	237.8	227.3	225.1
45°	1210.0	1150.3	708.2	312.3	247.5	256.8	244.3	235.7	223.7	212.2	211.0
47.5°	1435.6	1314.7	723.9	279.3	227.0	246.9	235.2	221.5	206.4	200.6	200.0
50°	1711.2	1509.9	731.3	247.5	209.2	234.1	222.1	206.0	193.2	192.0	191.3
52.5°	2024.8	1744.6	733.6	221.2	194.6	217.2	211.2	195.6	185.5	186.5	186.5
55°	2353.1	1986.9	701.0	202.3	181.2	200.0	204.0	191.5	183.1	187.0	188.4
57.5°	2654.6	2201.7	598.3	187.7	168.5	186.8	201.4	195.3	189.6	205.2	206.2
60°	2886.0	2328.7	446.9	174.5	159.1	182.1	208.3	210.0	211.4	248.7	253.7
62.5°	2934.3	2286.5	307.2	164.1	154.8	186.0	221.0	221.2	219.6	245.5	248.7
65°	2712.0	2019.3	223.4	158.4	151.3	193.0	231.8	226.8	215.8	235.5	229.7
67.5°	2153.7	1521.3	186.0	154.0	146.0	192.6	243.3	231.8	213.6	230.6	221.2
70°	1398.0	919.9	165.6	150.4	139.7	183.3	250.1	231.3	207.4	214.5	203.5
72.5°	682.1	411.4	151.9	145.2	133.2	170.7	249.8	227.0	200.9	200.4	194.4
75°	266.9	188.4	139.5	137.2	122.2	156.2	243.1	220.8	193.2	185.5	183.3
77.5°	156.2	134.4	123.6	125.5	108.9	141.8	233.3	210.0	182.7	173.5	171.1
80°	113.7	100.5	105.3	108.5	93.1	127.4	220.0	196.7	170.9	175.5	172.1
82.5°	72.9	64.8	85.4	88.6	77.5	112.7	205.6	182.9	154.3	140.2	136.8
85°	37.1	41.1	63.6	67.4	59.8	92.7	188.2	164.4	135.6	116.7	118.5
87.5°	20.9	28.1	40.5	45.4	42.3	71.2	152.6	135.6	110.7	90.0	79.2
90°	0.0	0.0	0.0	0.0	0.0	0.0	0.0	0.0	0.0	0.0	0.0

(END OF REPORT)